

Pedestrian Fatalities in New York City 2009 – 2011: Preliminary Findings

Lawrence Fung¹, MPH; Matthew Roe², MS; Melanie Firestone¹, MPH; and William Moir¹, MPH

¹NYC Department of Health and Mental Hygiene (DOHMH), Bureau of Environmental Disease Prevention, Injury Surveillance Prevention Program

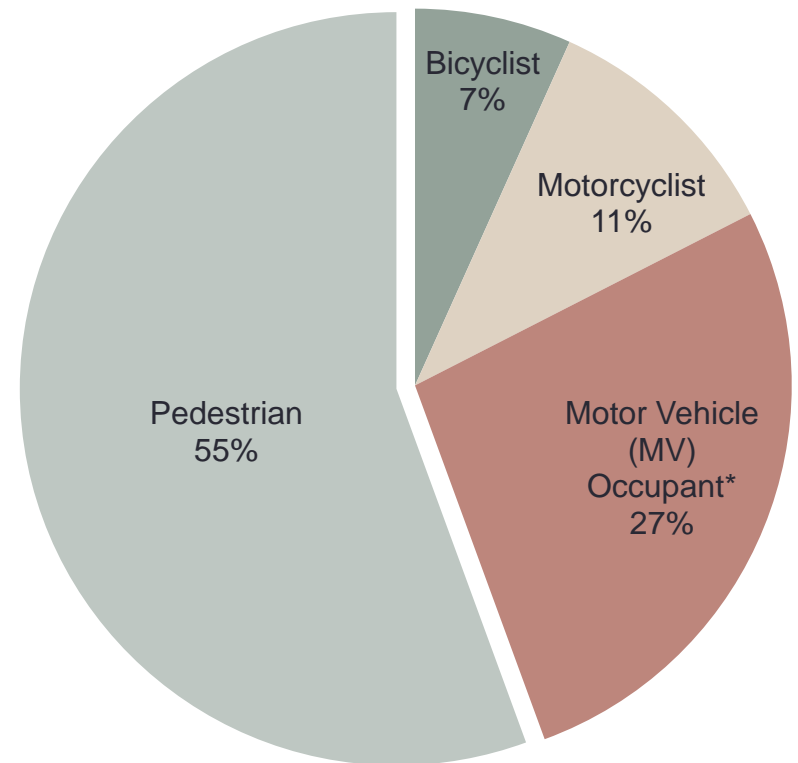
²NYC Department of Transportation (NYCDOT), Office of Research Implementation, and Safety

May 24, 2013

NYC Traffic Safety Overview

- Approximately 250-275 traffic fatalities per year
- More than half are pedestrians (55%), ~150 per year.

NYC Traffic Fatalities, 2009-2011
(n=830)



*Includes MV Drivers & Occupants

Source: NYCDOHMH, Office of Vital Statistics

Methods

- Used ICD-10 external cause of injury coding system
- Reviewed all traffic deaths between 2009-2011 (n=830)
- Data sources:
 - NYCDOHMH Office of Vital Statistics death certificate data
 - Office of Chief Medical Examiner
 - File review of autopsy reports with detailed abstraction form, which include toxicology and some crash information
 - NYCDOT Traffic Fatality Database
 - NYSDOT/DMV Police Accident Report/MV-104

Pedestrian Information

Total Fatal Pedestrians, n = 457	% in Study	% of NYC Population*
Sex		
Male	62%	48%
Female	38%	52%
Borough of Incident		
Bronx	16%	17%
Brooklyn	30%	31%
Manhattan	23%	19%
Queens	26%	27%
Staten Island	5%	6%

Pedestrian Information, cont.

Age	% in Study	% of NYC Population*
0-14	5%	18%
15-24	8%	14%
25-34	12%	17%
35-44	11%	14%
45-54	13%	14%
55-64	18%	11%
65-74	14%	7%
75+	21%	6%

Race/ethnicity	% in Study	% of NYC Population*
Non-Hispanic White	20%	33%
Non-Hispanic Black	38%	23%
Hispanic	27%	29%
Asian	12%	13%
Other	3%	2%

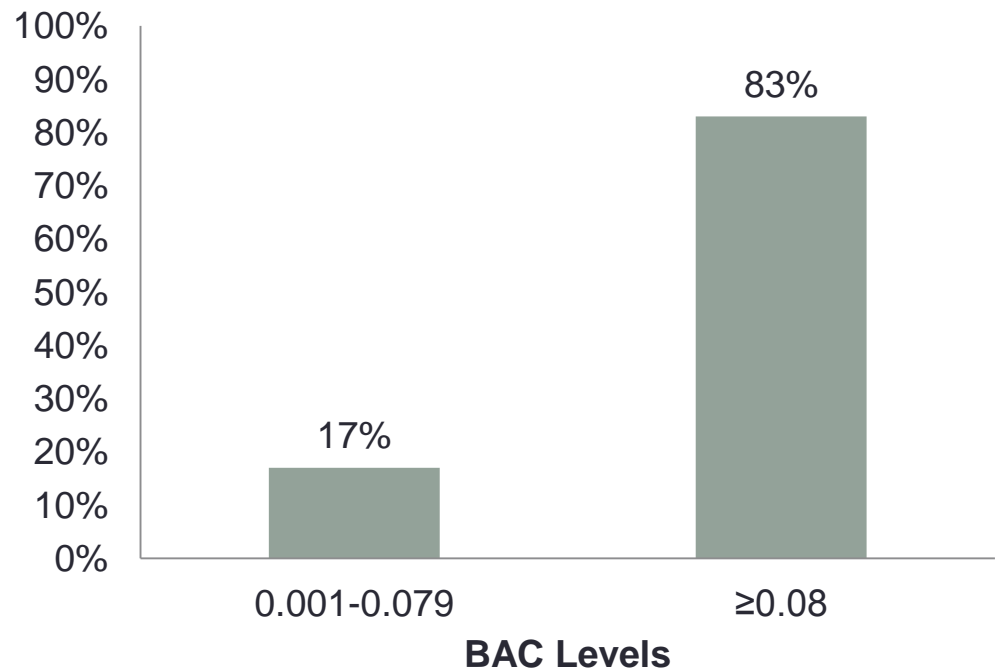
ALCOHOL INVOLVEMENT: PRELIMINARY FINDINGS

Pedestrian Testing for Alcohol

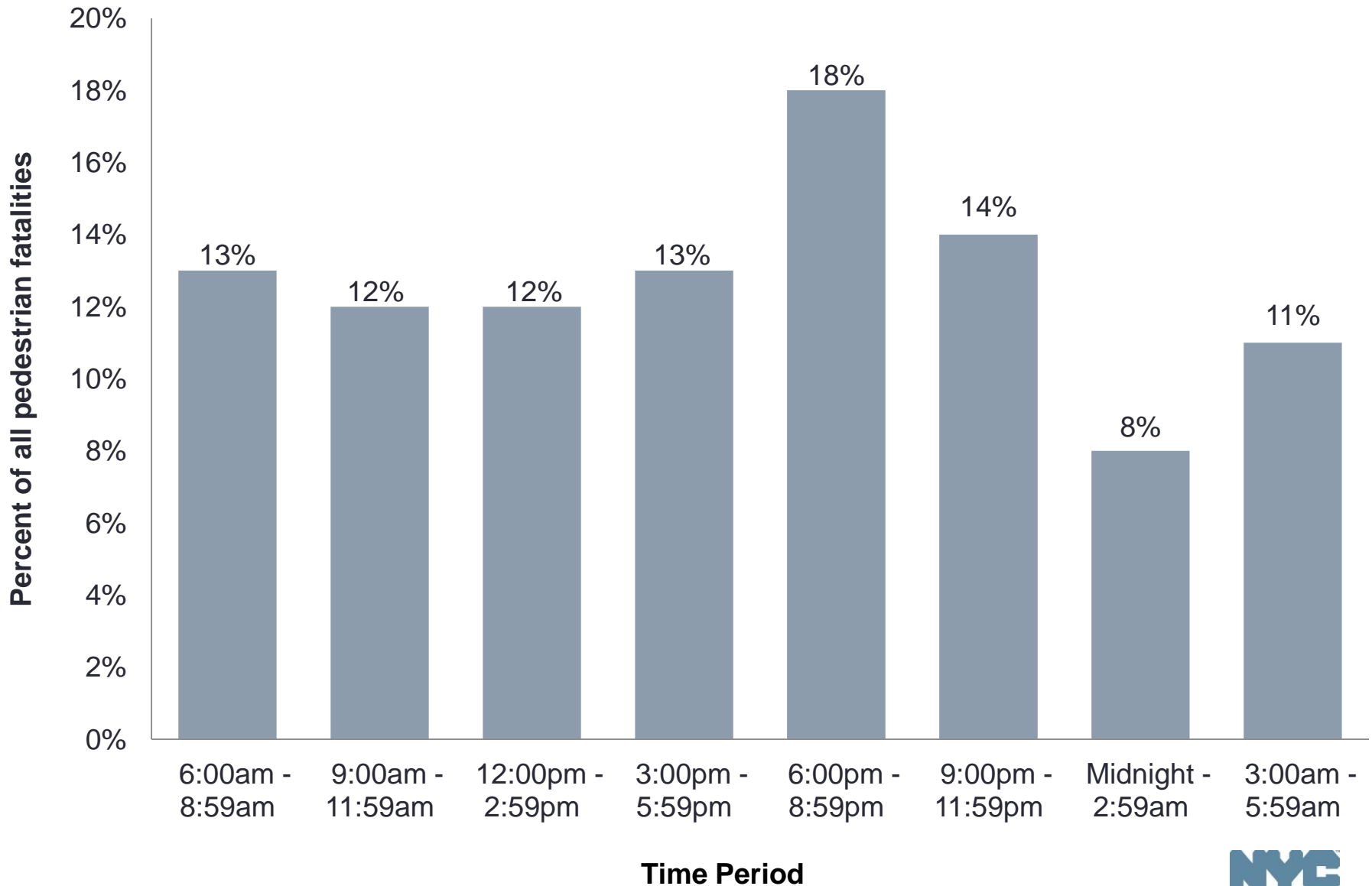
Preliminary Findings

- 81% of pedestrians tested for alcohol (n=371)
- 20% of those tested were positive for alcohol (n=75)
- Positive defined as BAC >0

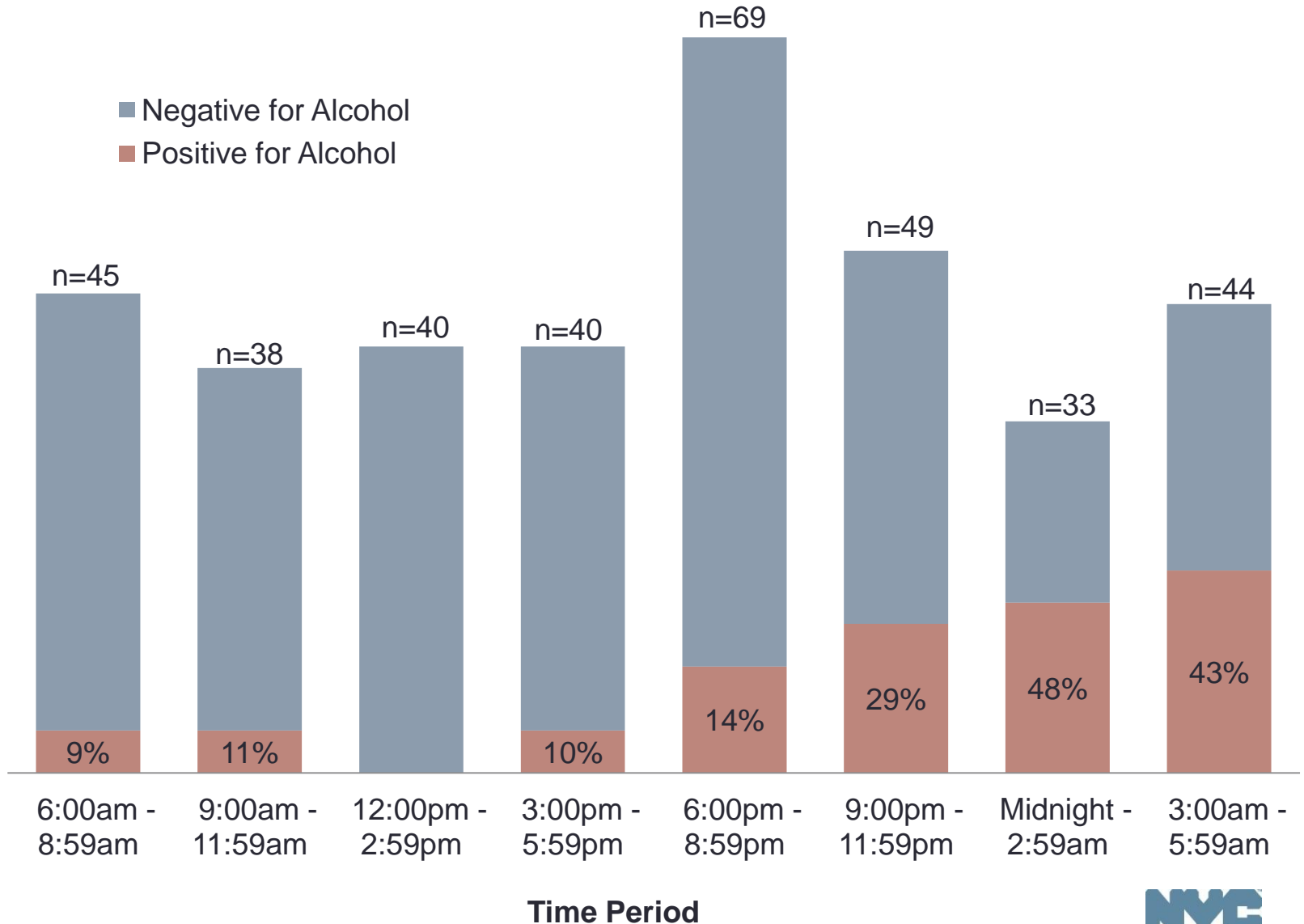
BAC Levels for Pedestrian Fatalities Who Tested Positive for Alcohol in NYC, 2009-2011 (n=75)



Distribution of Pedestrian Fatalities by Time of Incident, in NYC, 2009 - 2011

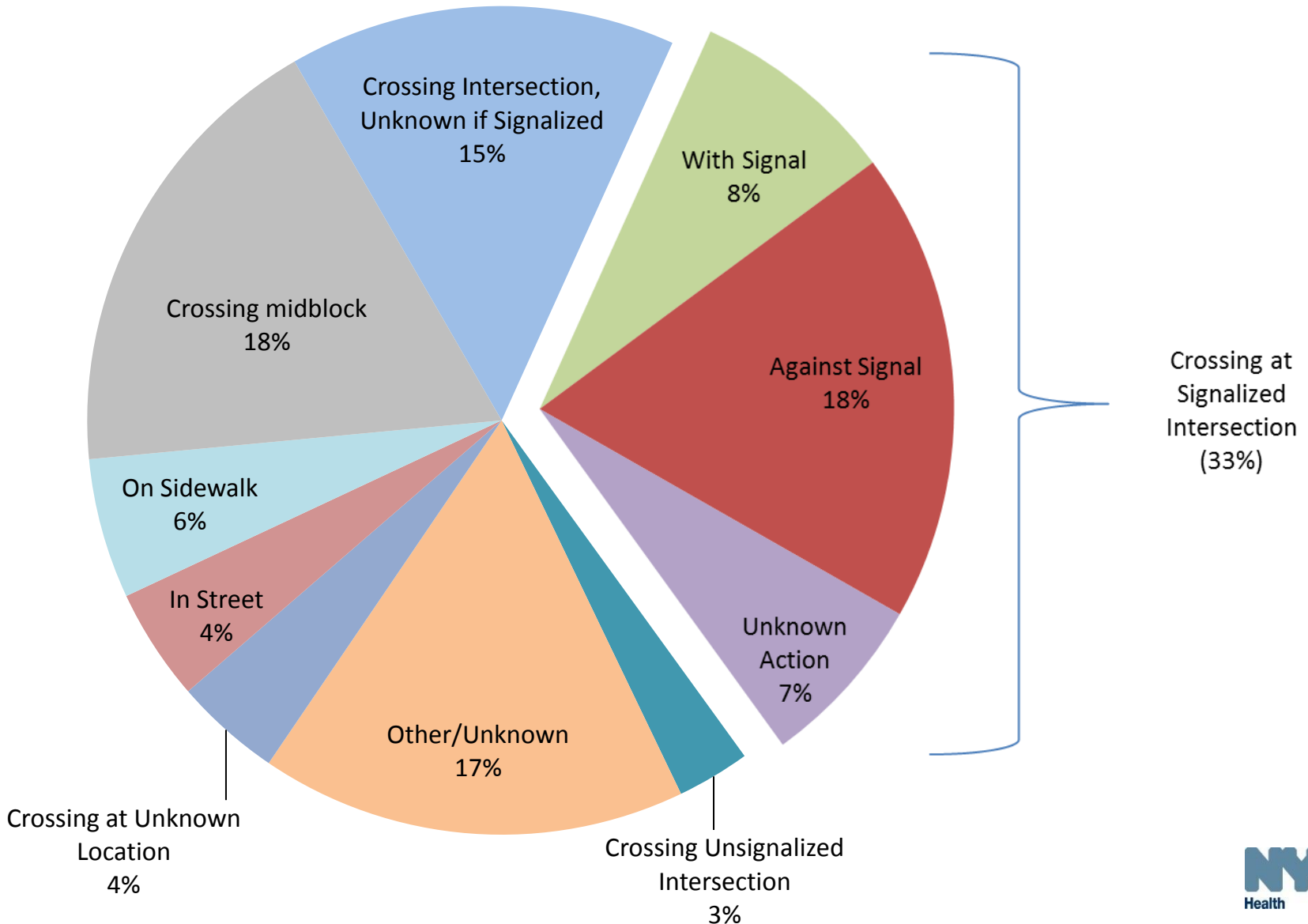


Distribution of Pedestrian Fatalities and Alcohol Involvement, Among Tested, by Time of Incident in NYC, 2009-2011



PEDESTRIAN BEHAVIOR

Pedestrian Behavior at Time of Fatal Crash in NYC, 2009-2011



Pedestrian Behavior & Alcohol Involvement

	% Positive	% Negative
Crossing at Signalized Intersection <u>With Signal</u> (n=28)	10%	90%
Crossing at Signalized Intersection <u>Against Signal</u> (n=67)	25%	75%
Crossing Midblock (n=64)	25%	75%

Summary

- Most pedestrian fatalities did not involve pedestrian alcohol use
- Findings suggest increased prevalence of risky pedestrian behavior for intoxicated pedestrians
- Pedestrian Behavior
 - More pedestrians were killed while crossing midblock or crossing against the signal
 - Those crossing midblock or against the signal were more likely to have alcohol in their systems compared to crossing with the signal.
 - Almost no pedestrians with alcohol had been crossing with the signal
- Time of Day
 - PM rush hour/dinner (6:00pm – 8:59pm) peak time for total pedestrian fatalities
 - Much greater proportion of pedestrian fatalities involving alcohol occurred between 6:00pm and 6:00am
 - Late night (midnight - 6am), two in five pedestrian fatalities involved pedestrian alcohol use
- Other findings:
 - Pedestrians remain an important focus area – 55% of NYC traffic deaths
 - Fatal pedestrian injury most common among: males, adults 65+, and non-Hispanic Blacks

Discussion

- Other crash roles - Alcohol involvement and BAC levels
 - Motor vehicle drivers, passengers, motorcyclists, bicyclists
- Pedestrians
 - NYCDOT database matching
 - Need for comparison of risk
 - Pedestrian alcohol use & behavior - field study?
 - Need to expand dataset – low #s in some fields
 - Longer time period
 - Do other cities have similar data available?
- Older adults (65+) are particularly vulnerable
 - Typically, these fatalities do not involve alcohol
- Suggestions for analysis/other questions?

Acknowledgements

- OCME Medical Records Staff
- NYCDOHMH, Injury Surveillance and Prevention Program

DOHMH

- Osman Pineda
- Adriana Moncada
- Mark Velez
- Leo Yau
- Walt Xue

DOT

- Chris Brunson
- Jiyoun Hong
- Seth Hostetter
- Hisa Tanaka